



Fact sheet for funds held within Generali Pension Unit-linked Funds – 31 December 2025:

Generali pension funds operate as white-labelled funds and Generali asset management reserve the right to change the underlying investment vehicles. The funds in place during the year were:

Generali Fund	ISIN	Fund Name
European Equities	IE0008471009	ISHARES CORE EURO STOXX 50
European Equities	LU0846194776	X MSCI EMU 1D
Fixed Income	GB00B52WS153	UK TSY GILT 4 1/2 09/07/34
UK Equities	IE00BMP3HN93	UBS ETF UK IMI SRI A
Japanese Equities	LU0496786905	AM AUS S&P ASX 200-ETF DIST
Japanese Equities	LU1900067940	AM MSCI CH ESG SEL EX-U EU I
Japanese Equities	IE00B4L5YX21	ISHARES CORE MSCI JAPAN
Japanese Equities	LU0659578842	X MSCI SINGAPORE 1C
US Equities	IE000KXCXR3	AMUNDI S&P 500 SCR UCITS ACC
US Equities	LU0255232455	LUX IM-MOR STLEY US EQTS-AX

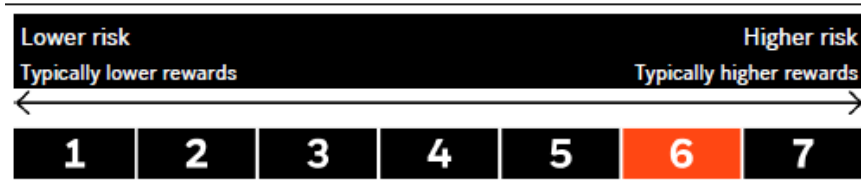
The features of the underlying funds are as follows:

Note: In terms of the risk ratings below, 1 means very low risk and low potential return. 7 means higher risk and higher potential return.

See detailed overviews for each underlying fund on the following pages.

1. IE0008471009 — iShares Core EURO STOXX 50 UCITS ETF

Risk rating per latest published KIID:



1. Investment Strategy & Where the Fund Invests

- Asset class: Eurozone **large-cap equities** (EURO STOXX 50)
- Regions: **Eurozone**
- Management style: **Passive, aims to replicate returns of Euro Stoxx 50**
- Derivatives use: Limited to hedged share classes
- Securities lending: May be used
- ESG classification: Non-ESG

2. Suitable Investor Profile (Guidance, Not Advice)

- Investors seeking **core Eurozone blue-chip exposure**
- **Medium- to long-term** horizon
- **Medium-high** risk tolerance
- Seeking **growth**, regional equity allocation

3. Performance Metric (with actual data)

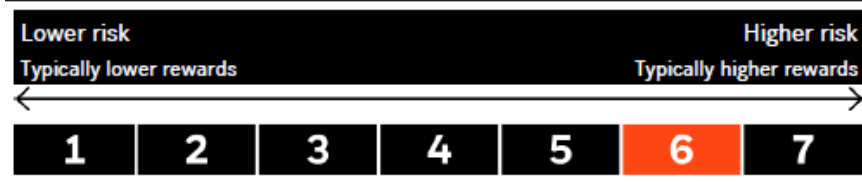
- **Change in unit price** (2025):
 - 12M cumulative: 19.91%
 - 24M cumulative: 29.12%
- **Total return, including dividends reinvested** (2025):
 - 12M cumulative: 23.13%
 - 24M cumulative: 36.60%

4. Key Risks

- Equity market risk
- Eurozone concentration
- Currency risk (if reporting currency differs)
- Tracking risk: potential that the fund may deviate from the index in the future

2. LU0846194776 — Xtrackers MSCI EMU UCITS ETF 1D

Risk rating per latest published KIID:



1. Investment Strategy & Where the Fund Invests

- Asset class: **Eurozone equities** (large/mid-caps; MSCI EMU)
- Regions: **Eurozone**
- Management style: **Passive**
- Derivatives use: Limited
- ESG classification: Non-ESG

2. Suitable Investor Profile (Guidance, Not Advice)

- Investors seeking **broad EMU equity exposure**
- **Medium–long term**
- **Medium–high risk**

3. Performance Metric (with actual data)

- **Change in unit price** (2025):
 - 12M cumulative: 21.41%
 - 24M cumulative: 29.18%
- **Total return, including dividends reinvested** (2025):
 - 12M cumulative: 24.73%
 - 24M cumulative: 36.55%

4. Key Risks

- Equity risk
- Eurozone concentration
- Currency risk
- Tracking risk: potential that the fund may deviate from the index in the future

3. GB00B52WS153 — UK Treasury Gilt 4.5% 07/09/2034

Risk rating per latest published KIID:

Not applicable for government bonds. The latest rating for the UK government as of January 2026 were as follows:

Agency	Long-Term Rating	Outlook
Fitch	AA-	Stable
S&P	AA	Stable
Moody's	Aa3	Stable

1. Investment Strategy & Where the Fund Invests

- Asset class: **UK Government Bond**
- Fixed coupon: **4.5%**
- Maturity: **06 Sept 2034**
- Direct sovereign exposure

2. Suitable Investor Profile (Guidance, Not Advice)

- Investors seeking **lower-risk income**
- **Medium–long-term** horizon
- Lower return volatility vs equities

3. Performance Metric (with actual data)

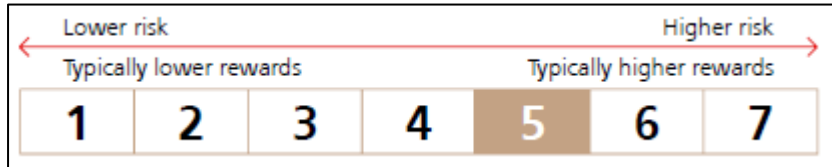
- **Change in unit price** (2025):
 - 12M cumulative: 1.11%
 - 24M cumulative: (6.31%)
- **Yield to maturity** (2025):
 - 31.12.2025: 4.42%
 - 31.12.2024: 4.59%

4. Key Risks

- **Interest-rate risk**
- **Inflation risk**
- Minimal sovereign credit risk due ratings of UK government

4. IE00BMP3HN93 — UBS ETF UK IMI SRI

Risk rating per latest published KIID:



1. Investment Strategy & Where the Fund Invests

- Asset class: **UK equities** across full IMI universe
- How is ESG screened: **Low-carbon** methodology
- Management style: Passive
- Replication: Physical holding of securities

2. Suitable Investor Profile (Guidance, Not Advice)

- Investors seeking **ESG-screened UK exposure**
- Long-term orientation
- Medium–high risk

3. Performance Metric (with actual data)

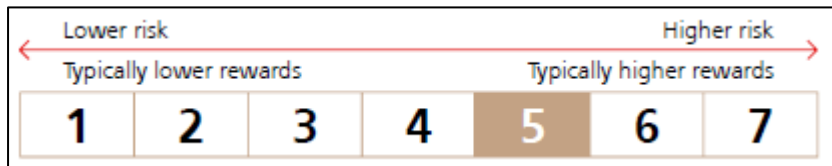
- **Change in unit price** (2025):
 - 12M cumulative: 17.38%
 - 24M cumulative: 25.00%
- **Total return, including dividends reinvested** (2025):
 - 12M cumulative: 21.02%
 - 24M cumulative: 32.89%

4. Key Risks

- UK equity risk
- Focus on ESG tilts returns
- Currency risk
- Market volatility

5. LU0496786905 — Amundi Australia S&P/ASX 200 UCITS ETF (Dist)

Risk rating per latest published KIID:



1. Investment Strategy & Where the Fund Invests

- Asset class: **Australian equities**
- Benchmark: S&P/ASX 200
- Aims to replicate the returns of index using derivatives (**swaps**)
- Distribution: Yes

2. Suitable Investor Profile (Guidance, Not Advice)

- Investors wanting **Australia-specific equity** exposure
- Comfortable with **sector concentration** (financials/materials)
- Long-term growth focus

3. Performance Metric (with actual data)

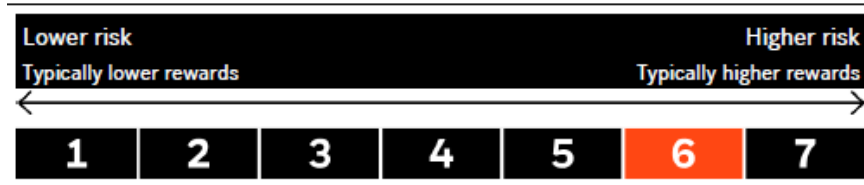
- **Change in unit price** (2025):
 - 12M cumulative: 1.45%
 - 24M cumulative: 6.35%
- **Total return, including dividends reinvested** (2025):
 - 12M cumulative: 4.25%
 - 24M cumulative: 13.88%

4. Key Risks

- Equity market risk
- Counterparty risk (derivative swaps)
- Currency (AUD)
- Concentration risk

6. LU1900067940 — Amundi MSCI China ESG Selection Extra UCITS ETF (Dist)

Risk rating per latest published KIID:



1. Investment Strategy & Where the Fund Invests

- Asset class: **China large/mid-cap equities**
- How is ESG screened: tracks MSCI China ESG Selection P-Series Extra
- Replication: Physical holding of securities
- Distribution: Yes

2. Suitable Investor Profile (Guidance, Not Advice)

- Investors seeking **China exposure with ESG tilt**
- Comfortable with **EM volatility & policy risks**
- Long-term horizon

3. Performance Metric (with actual data)

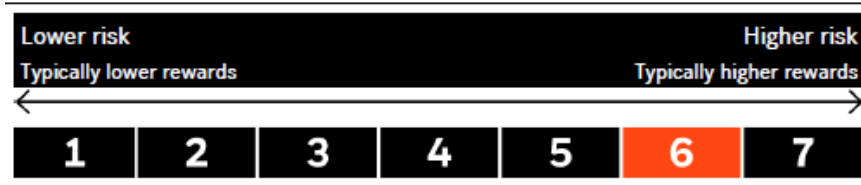
- **Change in unit price (2025):**
 - 12M cumulative: 19.57%
 - 24M cumulative: 40.72%
- **Total return, including dividends reinvested (2025):**
 - 12M cumulative: 21.36%
 - 24M cumulative: 45.91%

4. Key Risks

- EM/geopolitical/regulatory risk
- Currency (CNY/HKD/USD)
- Focus on ESG tilts returns
- Sector concentration

7. IE00B4L5YX21 — iShares Core MSCI Japan IMI UCITS ETF (Acc)

Risk rating per latest published KIID:



1. Investment Strategy & Where the Fund Invests

- Asset class: Japan **IMI** (large/mid/small caps)
- Replication: Physical holding of securities
- Management: Passive

2. Suitable Investor Profile (Guidance, Not Advice)

- Seeking **broad Japan equity** exposure
- Long-term focus
- Medium–high risk

3. Performance Metric (with actual data)

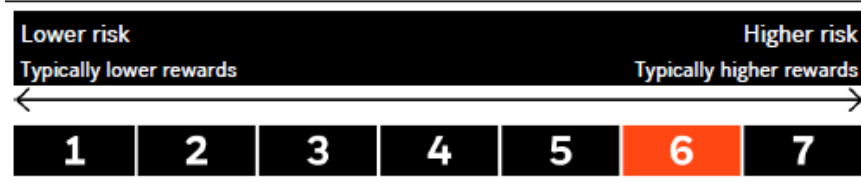
- **Change in unit price** (2025):
 - 12M cumulative: 12.95%
 - 24M cumulative: 28.22%
- **Total return, including dividends reinvested** (2025):
 - 12M cumulative: 12.95%
 - 24M cumulative: 28.22%

4. Key Risks

- Equity risk
- Currency (JPY)
- Liquidity (due to investment in small cap shares)
- Tracking risk: potential that the fund may deviate from the index in the future

8. LU0659578842 — Xtrackers MSCI Singapore UCITS ETF 1C

Risk rating per latest published KIID:



1. Investment Strategy & Where the Fund Invests

- Asset class: **Singapore equities** (IM index)
- Replication: Physical holding of securities
- All income generated is reinvested (capitalised)

2. Suitable Investor Profile (Guidance, Not Advice)

- Investors seeking **single-country Asia** exposure
- Comfortable with concentration (financials)
- Medium–high risk

3. Performance Metric (with actual data)

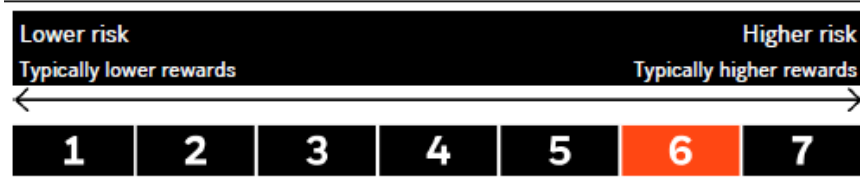
- **Change in unit price** (2025):
 - 12M cumulative: 15.90%
 - 24M cumulative: 54.79%
- **Total return, including dividends reinvested** (2025):
 - 12M cumulative: 15.90%
 - 24M cumulative: 54.79%

4. Key Risks

- Equity market risk
- Concentration
- Currency (SGD/USD)
- Tracking risk: potential that the fund may deviate from the index in the future

9. IE000KXCEXR3 — Amundi S&P 500 Screened UCITS ETF (Acc)

Risk rating per latest published KIID:



1. Investment Strategy & Where the Fund Invests

- Asset class: U.S. **large-cap equities** (screened S&P 500)
- Replication: Physical holding of securities
- ESG-light screening methodology (screens out most controversial sectors)

2. Suitable Investor Profile (Guidance, Not Advice)

- Core **U.S. equity** investors
- Long-term orientation
- Medium–high risk tolerance

3. Performance Metric (with actual data)


- **Change in unit price** (2025):
 - 12M cumulative: 4.93%
 - 24M cumulative: 39.67%
- **Total return, including dividends reinvested** (2025):
 - 12M cumulative: 4.93%
 - 24M cumulative: 39.67%

4. Key Risks

- Equity/sector concentration (mega-cap tech shares)
- Currency (USD)
- Tracking risk: potential that the fund may deviate from the index in the future

10. LU0255232455 — LUX IM – Morgan Stanley US Equities (AX, Acc)

Risk rating per latest published KIID:



1. Investment Strategy & Where the Fund Invests

- Asset class: **U.S. equities**
- Style: **Actively managed**; no reference benchmark.
- Objective: Provide long-term capital growth focused on the US market.

2. Suitable Investor Profile (Guidance, Not Advice)

- Investors seeking **active U.S. equity**
- Long-term focus
- Higher tolerance for manager/strategy risk

3. Performance Metric (with actual data)

- **Change in unit price (2025):**
 - 12M cumulative: 0.13%
 - 24M cumulative: 28.92%
- **Total return, including dividends reinvested (2025):**
 - 12M cumulative: 0.13%
 - 24M cumulative: 28.92%

4. Key Risks

- Equity market risk
 - Risk that an actively managed fund can experience performance that diverges significantly from the benchmark index
 - Currency (USD)
 - Concentration in top holdings
-